


## Base Build-Up (Typical)

### Permeable Low Impact Development -(Sustainable Urban Drainage) Technique

#### **Surface Course**


*Hand trowelled to a smooth finish by approved installers.*



**The typical depth of GeoBondX resin bound paving surface**

-  
 $\frac{3}{4}$ " for Driveways

#### **Binder Course** *Well compacted layer.*



$2\frac{3}{4}$  - 3" depth open graded porous asphalt base course .

#### **Sub-base** *Well compacted layer.*


*Recycled aggregates can be used if it complies to DOT sub-base specification*



*A geotextile membrane to prevent downward migration of fine soil particles (optional).*


8" well compacted crushed stone or local DOT specifications.

#### **Capping Layer** *If required.*



*Optional geotextile membrane to prevent upward migration of fine soil particles*

#### **Sub-grade**



*Important : It is advisable to use suitable steel, wood, brick, stone or aluminium edging to ensure a perfectly finished edge is achieved. Any advice, recommendation or information given by manufacturer or distributor is based on practical experience and laboratory testing. We believe that this information is accurate at the point of publication, no liability or responsibility of any kind (including liability for negligence) is accepted in this respect by the company, its Distributors, or Representatives.*

**All base build-up details are intended as a guide only and the information stated does not constitute a specification.**



**CompleteStreetsUSA**

*safe.smart.solutions*

(973) 661-2550 | [info@CompleteStreetsUSA.com](mailto:info@CompleteStreetsUSA.com)